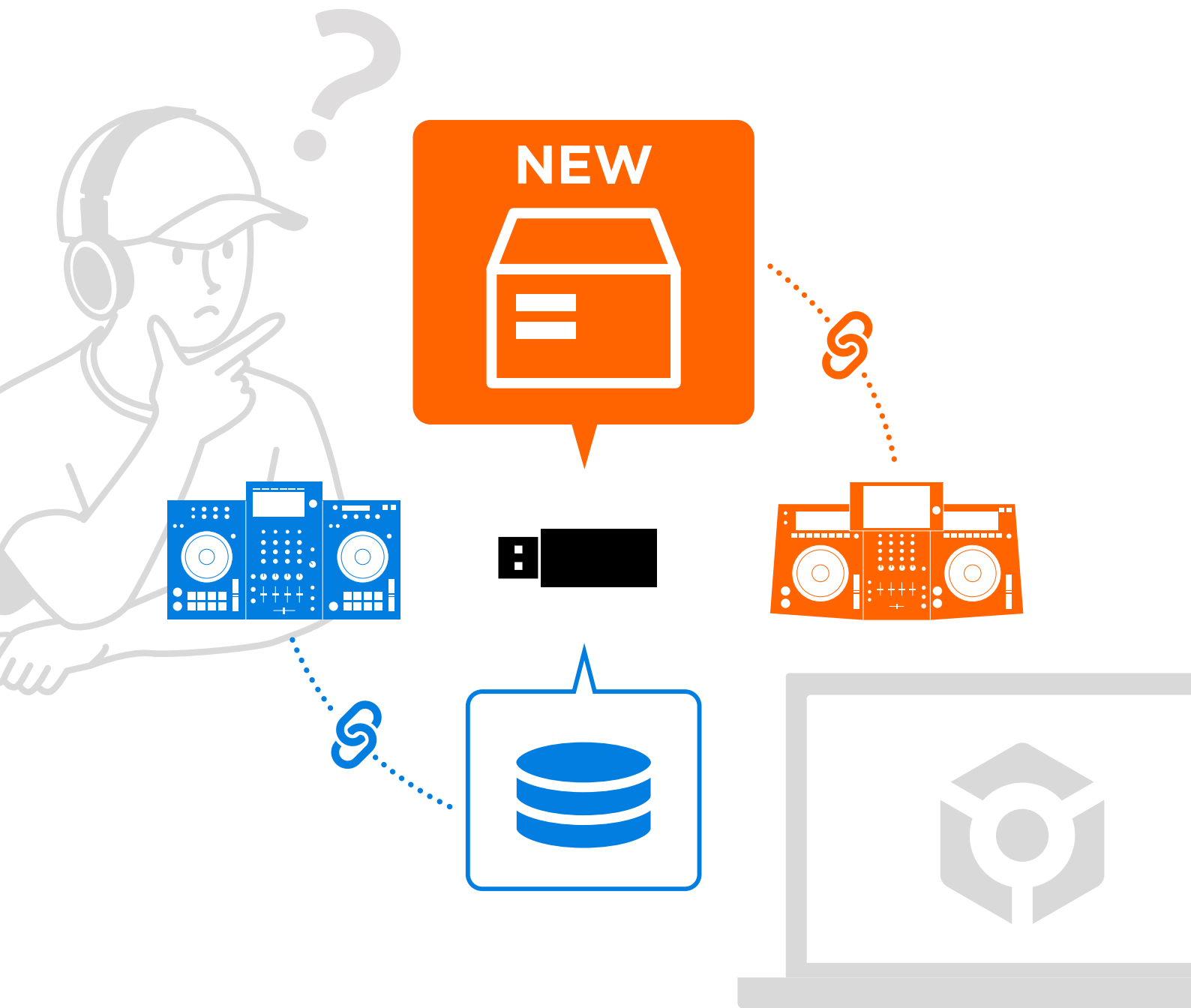


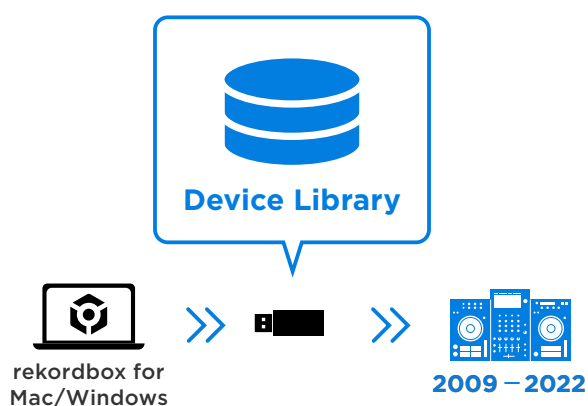
Device Library Plus User's Guide



What is a device library?

Device Library

When tracks are exported from rekordbox, a database is created on the USB storage device containing the playlists, cue information, and more. This database is called a **Device Library**.



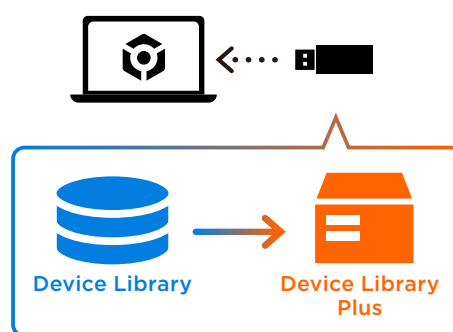
Device Library Plus

To accommodate new features in future products, AlphaTheta has created a new export database to replace the traditional device library. This new database is called **Device Library Plus**.



Conversion from the traditional Device Library to Device Library Plus

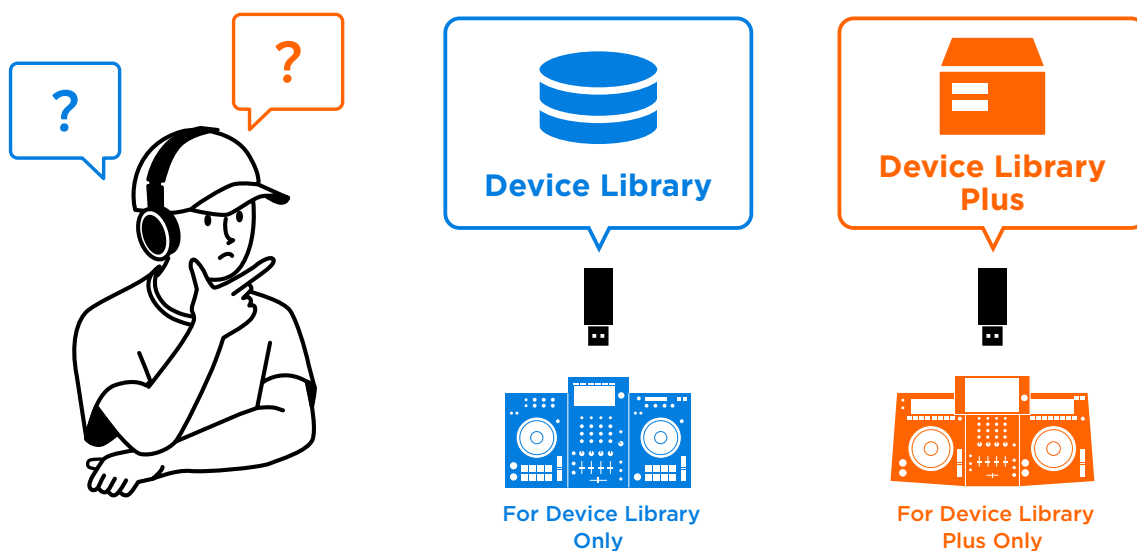
You can easily convert your existing **Device Library** to **Device Library Plus** format. Install the latest version of rekordbox for Mac/Windows and connect your USB storage device. Follow the instructions displayed in the window to complete the conversion. Once converted, you can continue to use the USB storage device in the same manner as before.



- You can convert from **Device Library** to **Device Library Plus** at any time from the context menu under the USB storage device in the Tree View.
- A **Device Library Plus** cannot be converted to **Device Library**.
- Caution: If a **Device Library Plus** exists on the USB storage device, converting the **Device Library** will overwrite the existing **Device Library Plus**.

Device Library Plus compatible DJ equipment

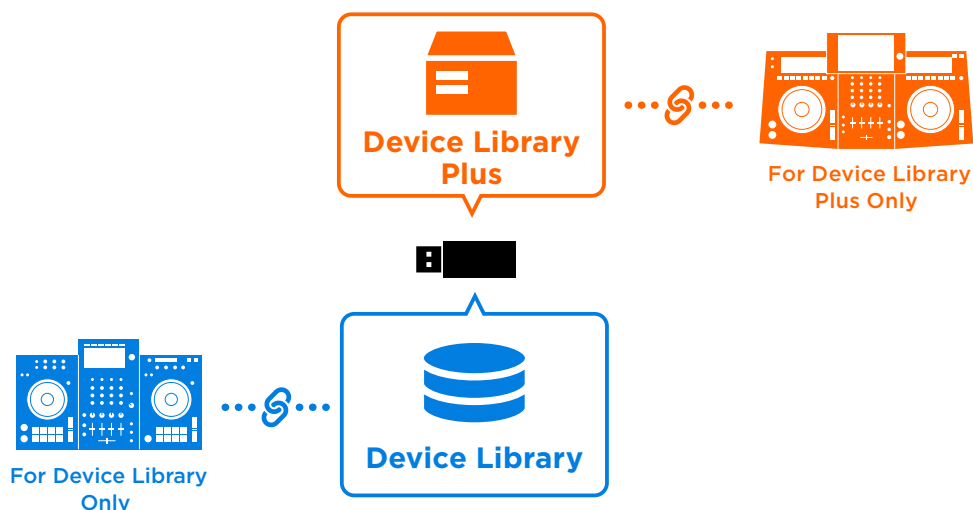
The compatible libraries vary depending on the model of DJ equipment.
See [here](#) to find out which libraries are compatible for which DJ equipment model.



Two types of libraries on a USB storage device

Two libraries will coexist within the USB storage device:
Device Library Plus (a new library) and **Device Library** (a traditional library).


 The type of library used depends on the DJ equipment model.

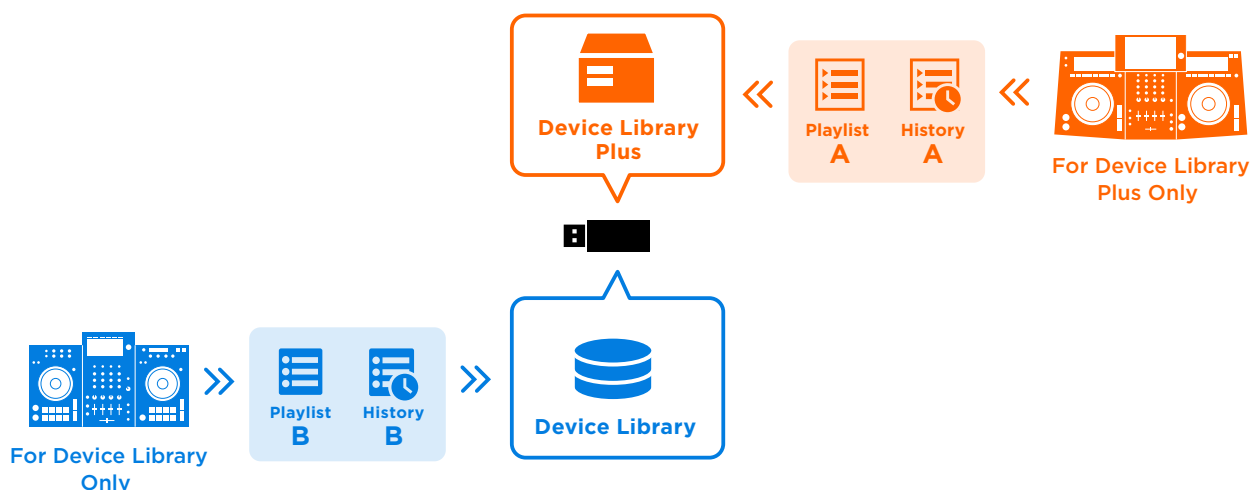


There may be differences between library types

The two types of libraries are managed separately.

 **Device Library Plus** compatible DJ equipment: The playlists and histories created with DJ equipment are saved in the **Device Library Plus**.

 **Device Library** compatible DJ equipment: The playlists and histories created with DJ equipment are saved in the traditional **Device Library**.



The contents of a USB storage device may appear differently depending on the DJ equipment used.

The histories or playlists created on **Device Library Plus** compatible DJ equipment will not be displayed on **Device Library** compatible DJ equipment, and vice-versa.

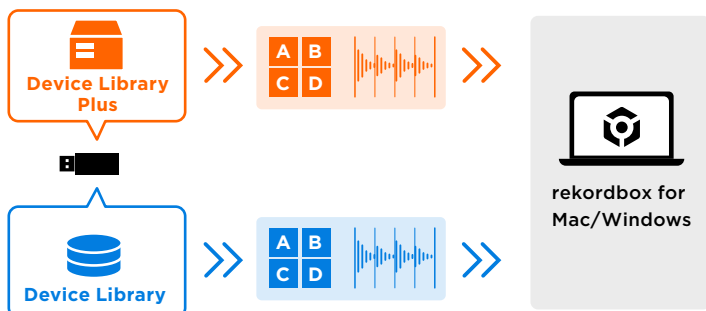


Steps to make two types of library the same

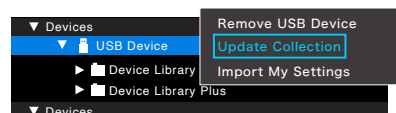
STEP 01

Update Collection

Transfer the fine-tuned Cue points and Beat Grids edited with DJ equipment to reflect them in the rekordbox library.



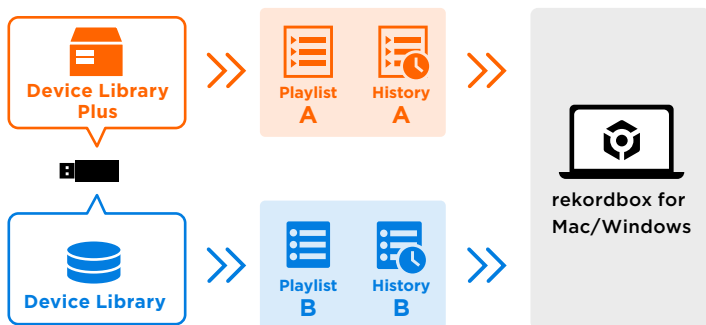
In the Tree View under Devices, right-click on the USB storage device and select [Update Collection].



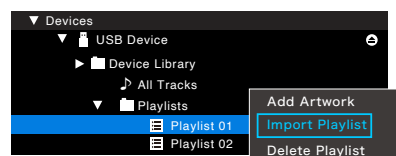
STEP 02

Import Playlist

Transfer playlists created with DJ equipment from a USB storage device to rekordbox.



In the Tree View under Devices, select Playlists, right-click and select [Import Playlist].

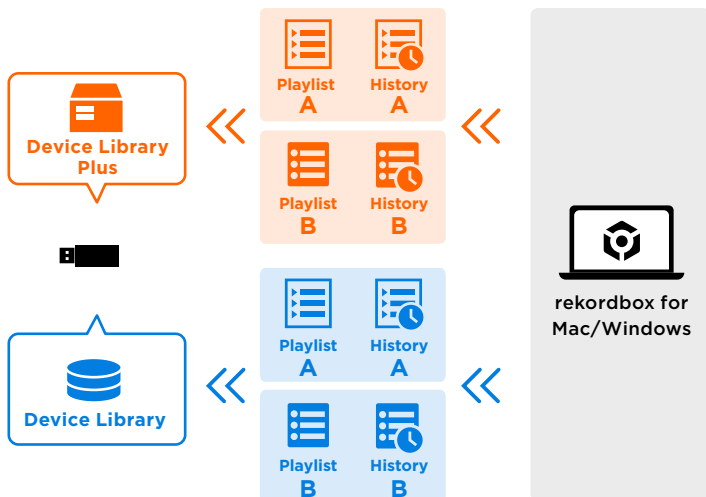


rekordbox automatically imports history by default.

STEP 03

Export Playlist

Exporting a playlist to a USB storage device will create the playlist on both Device Library Plus and Device Library.



In the Tree View, select the desired [playlist] from the Playlists, right-click and select [Export Playlist].

